

COMPANY HIGHLIGHTS

Past Producing, Permitted Nickel-Copper-PGM Mine in Sudbury: Major permits already in place for a 4,500 tpd open pit mine, processing plant and tailings storage facility.

NI 43 101 Existing Resource: Including a 14.4Mt Indicated Open Pit Resource at 0.63% Ni Eq.

Experienced Board & Management Team: Mining operations and exploration experience at FNX, Vale and Inco.

Ni-Cu-PGM Deposit with Multiple Revenue Streams: Potential for two separate, clean, high grade concentrates (Ni and Cu) to be produced, with significant Pt, Pd, Co & Au credits.

Outstanding Exploration Potential: Resource expansion potential, plus near mine and regional drill ready targets over a 180km² land package.

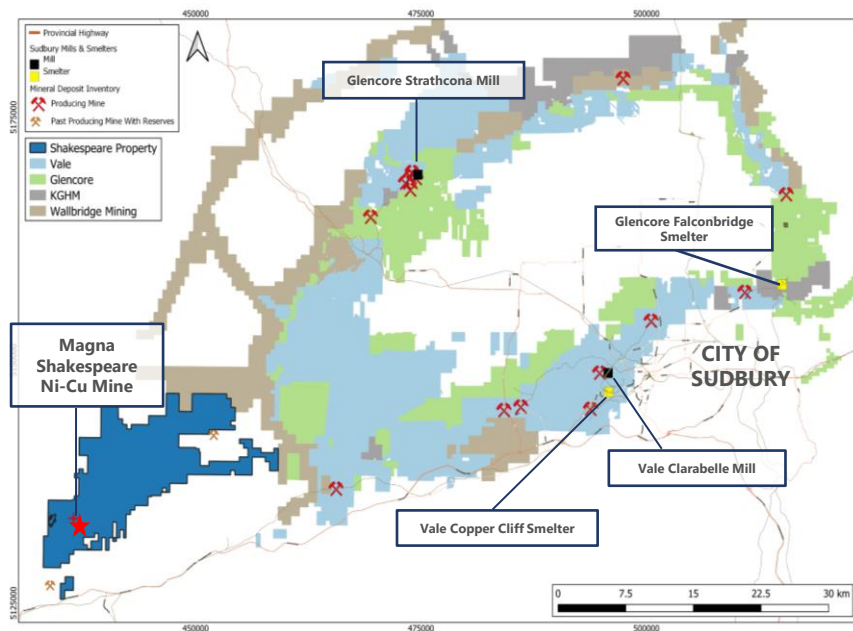


Shakespeare open pit mine, 2020

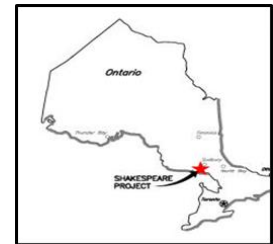


Sedimentation pond at Shakespeare, 2020

STRATEGIC LOCATION



- 181km² land package including 30km of strike of underexplored, prospective geology immediately to the west of the Sudbury Basin
- Proximity to Trans Canada Highway, rail and power
- Within trucking distance of milling and smelting capacity in Sudbury



MAGNA'S GROWTH STRATEGY

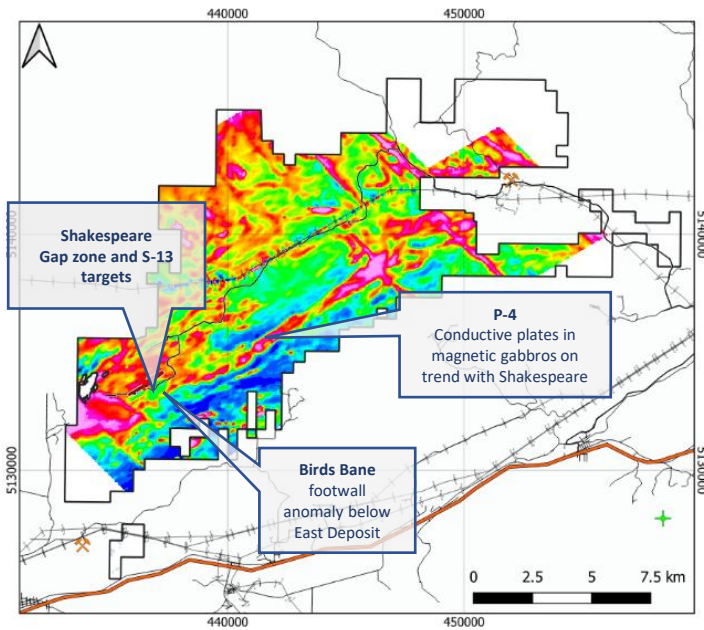


EXISTING NI 43 – 101 RESOURCE

Category	Tonnes (Mt)	Ni (%)	Cu (%)	Co (%)	Pt g/t	Pd (g/t)	Au (g/t)	NiEq. (%)
Open Pit (0.2% Ni Eq. cut-off grade)								
Indicated	14.436	0.34	0.37	0.02	0.34	0.37	0.19	0.63
Inferred	1.682	0.29	0.31	0.02	0.27	0.3	0.17	0.54
Underground (0.5% Ni Eq. cut-off grade)								
Indicated	2.489	0.33	0.38	0.02	0.31	0.35	0.19	0.62
Inferred	2.905	0.34	0.39	0.02	0.34	0.37	0.21	0.64

(1) Mineral Resources are exclusive of material mined; CIM definitions were followed for Mineral Resources; Mineral Resources are classified as Indicated and Inferred based on drill hole spacing and geologic continuity; Mineral resources which are not mineral reserves do not have demonstrated economic viability. All figures are rounded to reflect the relative accuracy of the estimate. Composites have been capped where appropriate; Open pit mineral resources are reported at a cut-off grade of 0.2% NiEq within a conceptual pit shell; Underground Mineral Resources are estimated from the bottom of the 2018 pit and mineral recoveries are reported at a cut-off grade of 0.5% NiEq; NiEq Cut-off grades are based on metal prices of \$6.25/lb Ni, \$2.80/lb Cu, \$31.00/lb Co, \$950/oz Pt, \$900/oz Pd and \$1,250.00/oz Au, and metal recoveries of 76.4% for Ni, 95.9% for copper, 71% for Co, 74.8% for Pt, 42.4% for Pd and 38.4% for Au. The resource estimate was prepared by Independent Geologist Allan Armitage, Ph.D., P.Geol. of SGS Geostat to NI 43-101 specifications

EXPLORATION TARGETS



Resource Expansion targets: Gap & S-13 zones

Drill ready resource expansion targets located below and between existing pits, targeting an additional 2.5 to 6.2Mt of open pit resource. Targets to be drilled during the Q2 2021 drill program

Birds Bane Footwall Anomaly

A near mine, mega breccia target identified by a gravity inversion anomaly at 300m depth

P-4: Potential high-grade satellite target

Drill ready open pit target of 2Mt to 5Mt, identified by high conductance EM plates.

MAGNA MINING – NICKEL FOR OUR FUTURE



Jason Jessup, CEO & Director
Jason.Jessup@magnamining.com
 705 655 0262

Paul Fowler, Senior Vice President,
 Corporate Development
Paul.fowler@magnamining.com
 416 356 8165

@MagnaMining

www.magnamining.com